

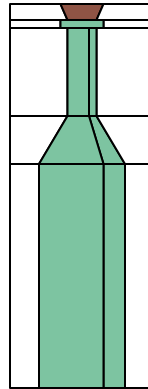
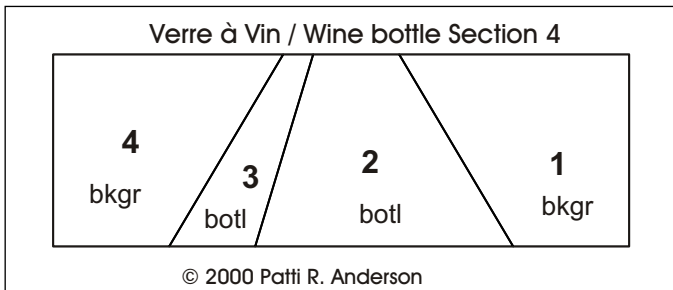
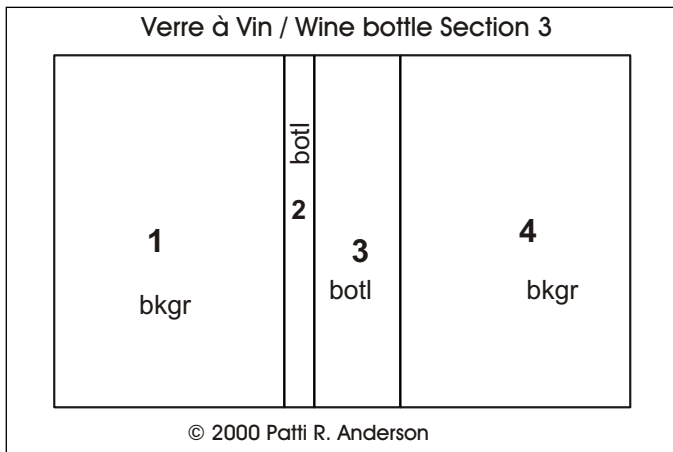
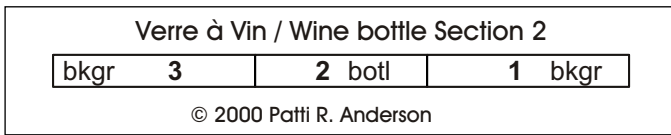
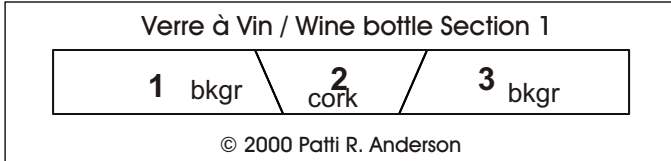
Verre à Vin

designed by Patti R. Anderson

Finished size 6" x 8"

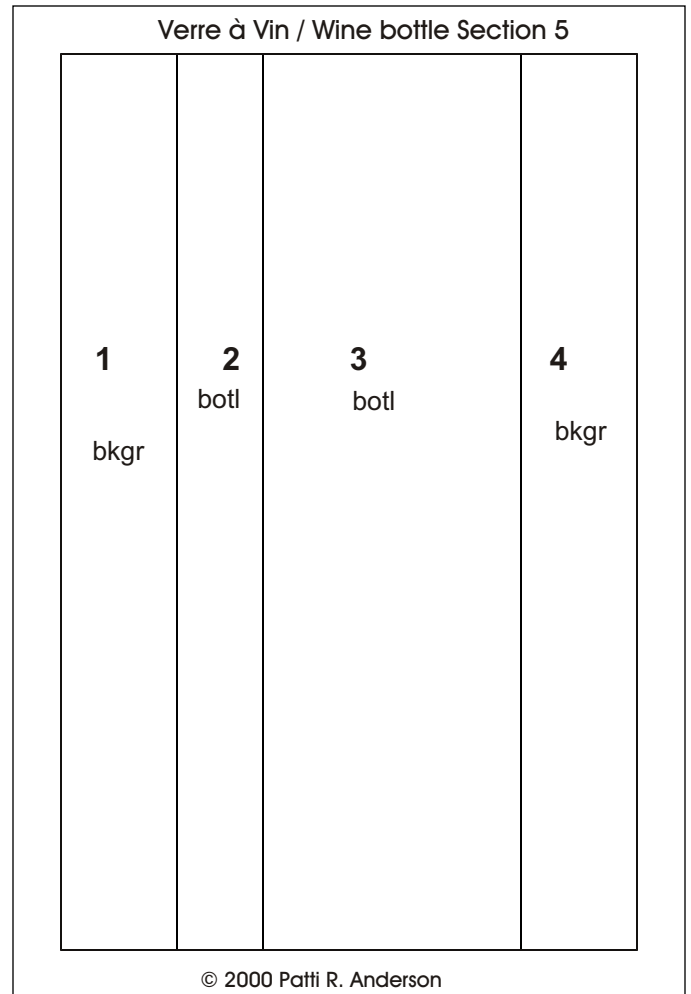
The bottle and wineglass can be made as separate blocks. To center the wineglass add a vertical 1" x 6 1/2" strip on the left side.

For a 9" x 12" block enlarge patterns 150%



COLOR KEY

- bkgr = background
- botl = bottle green
- cork = cork/light brown
- glas = glass/mottled gray
- wine = wine/burgundy

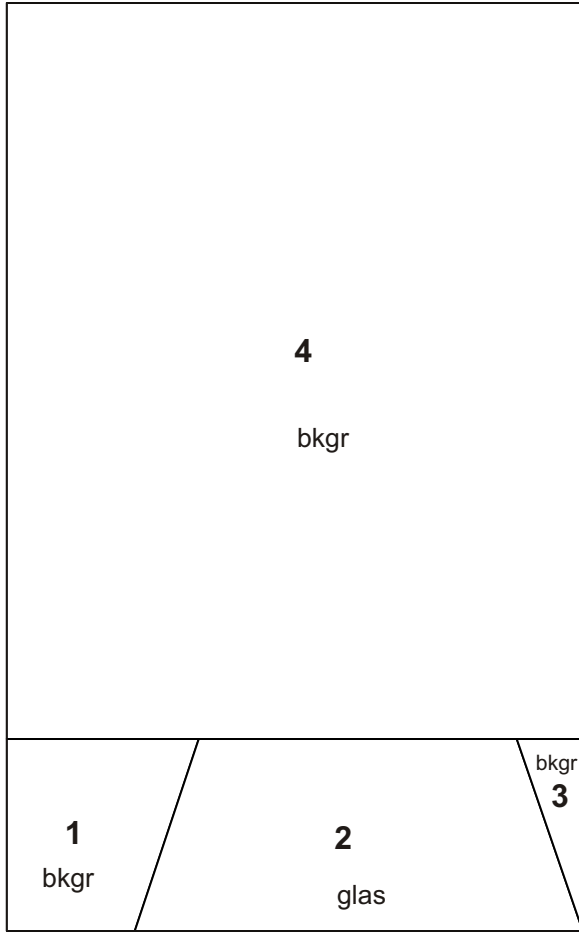


© 2000 Patti R. Anderson
 I created this pattern to share with you, so please feel free to use it for your own personal use or to share with your quilt guild. Any other use must have my written permission. Please let them know where you got the pattern!! Thank you.

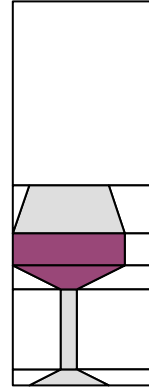
patchpieces
 quilts & pieces
 by Patti R. Anderson

<http://www.patchpieces.com>

Verre à Vin / Wineglass Section 1



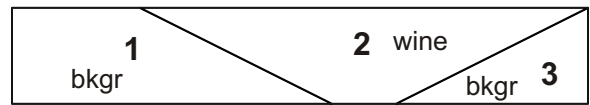
© 2000 Patti R. Anderson



COLOR KEY

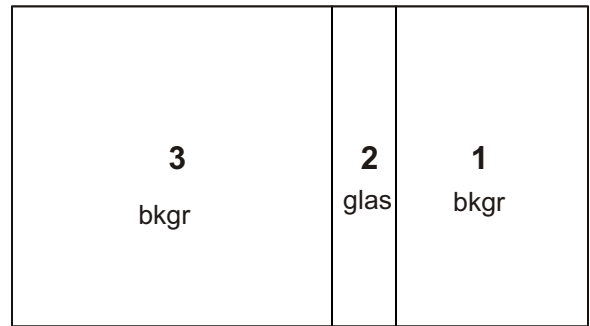
bkgr = background
 botl = bottle green
 cork = cork/light brown
 glas = glass/mottled gray
 wine = wine/burgundy

Verre à Vin / Wineglass Section 3




© 2000 Patti R. Anderson

Verre à Vin / Wineglass Section 4



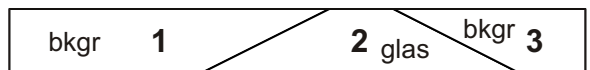
© 2000 Patti R. Anderson

Verre à Vin / Wineglass Section 2



© 2000 Patti R. Anderson

Verre à Vin / Wineglass Section 5



© 2000 Patti R. Anderson

© 2000 Patti R. Anderson

I created this pattern to share with you, so please feel free to use it for your own personal use or to share with your quilt guild. Any other use must have my written permission. Please let them know where you got the pattern!! *Thank you.*

patchpieces
 quilts & pieces
 by Patti R. Anderson
<http://www.patchpieces.com>



SCALE CHECKER

This square should equal 1 (one) inch