

patchpieces

Christmas Tree Penny Rug

designed by Patti R. Anderson

This would be a great holiday project for your quilt guild!



Finished size: 7 1/2" x 9"

SUPPLIES

- Kunin Rainbow Classic™ Felt**, **one** 9" x 12" rectangle each of Antique Gold, Leaf Green, and Black and **two** rectangles of Cranberry. (Feel free to substitute felted wool for the acrylic felt)
- Heatn'Bond Lite® paper-backed fusible webbing, 1/4 yard
- Perle cotton, size 5 or 8, black and gold

** Kunin Rainbow Classic™ Felt is also sold by the yard, 1/4 yard of each color is plenty.
Resources:

*[Jo-Ann Fabrics](#)

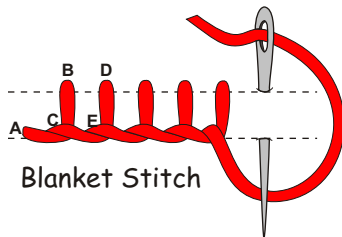
*[Wal-Mart](#) stores

*Visit [Kunin Felt's website](#) for a complete color chart and project sheets:
<http://www.kuninfelt.com/whetobuy/index.shtml>

*Visit [Hancocks of Paducah's website](#) and ask for a catalog (felt by the yard)
<http://www.Hancocks-Paducah.com>

INSTRUCTIONS

1. Make templates for Outside and Inside ovals. Use coins (half dollar, quarter and dime) as templates for the pennies OR search around the house for round objects about the size of the pennies on the pattern.
2. Cut the Outside oval from the Cranberry felt.
3. On the paper side of the fusible webbing, leaving at least 1/2" between shapes, trace 11 large, medium and small pennies, the star (in reverse), and Inside oval. Cut out the shapes about 1/4" **OUTSIDE** the drawn lines. Follow manufacturer's instructions and fuse the paper shapes onto the felt. Cut out on drawn lines.
4. Remove the paper backing from the Inside oval and fuse to center of Outside oval. Remove paper backing from the pennies and the star, and fuse in place on the Inside oval. You'll find it easier to fuse the pennies one layer at a time.
5. Using the perle cotton, embroider around the appliqué shapes with blanket stitch. (Use gold around the black Inside oval)



I created this pattern to share with you, so please feel free to use it for your own personal use or to share with your quilt guild. Any other use must have my permission. Please tell where you got the pattern!! *Thank you.*

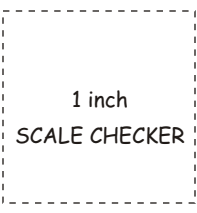
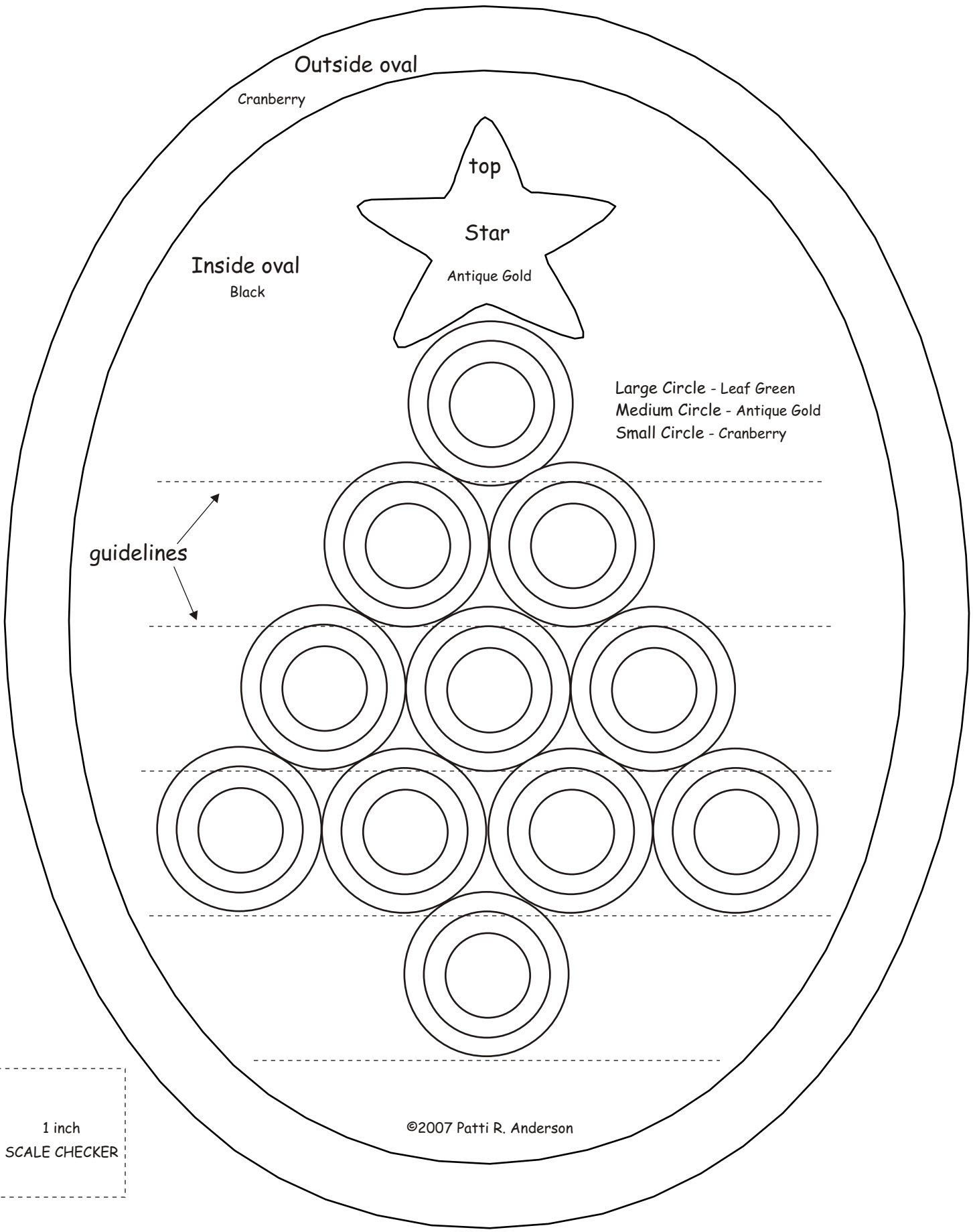
patchpieces

quilts & pieces
by Patti R. Anderson



<http://www.patchpieces.com>

Christmas Tree Penny Rug



©2007 Patti R. Anderson